

The background of the slide features a close-up of the American flag on the left side, with the stars and stripes clearly visible. On the right side, there is a photograph of a large, multi-story building at night, illuminated with warm lights, possibly a military installation or a government building. The overall color scheme is dominated by the red, white, and blue of the flag, and the golden lights of the building.

USACE MILCON Program Execution

***SAME Joint Engineer
Training Conference (JETC)
Track 3, Session 4:
MILCON Program Trends***


BUILDING STRONG

***Mr. James Dalton, Chief, Engineering & Construction
Community of Practice, Headquarters, U.S. Army Corps
of Engineers***

May 14, 2009




Agenda



- **MILCON Outlook with Change in Administration**
- **FY10 Military Program Outlook**
- **Overseas Contingency Operations**
- **MILCON/BRAC Programs**
- **Sustainable Design and Construction**
- **Energy Efficiency and Energy Independence**
- **MILCON Transformation (MT) Update**
- **Doing Business with the Corps**




MILCON Under New Administration



- **Stimulate the economy**
- **Be transparent in acquisition and execution**
- **Be accountable for execution to budget**
- **Be environmentally sensitive and innovative**
- **Design and build for energy efficient and energy Independence**
- **Maximize Opportunities for Small Business Participation**




FY10 Overview



- FY10 Budget Overview Document can be found at:
 - <http://www.gpoaccess.gov/usbudget/fy10/index.html>
- DoD requested increase of 4% over FY09 indicated to allow DoD to address the President's highest priorities, such as:
 - increase the size of Army and Marine Corps;
 - continue to improve medical treatment of wounded service members;
 - and to reform the acquisition process.
- Funding sufficient to enable DoD to carry out BRAC-05 to meet mandated Sep 2011 implementation deadline and align DoD's domestic bases with operational needs.
- Continues to sustain and modernize barracks and dormitories housing service members around the world, and works to end all inadequate housing for military families.
- Builds and/or renovates base facilities at a level sufficient for safe operations while meeting the needs of the users.



Overseas Contingency Operations (OCO)




Shifting Focus from Iraq to Afghanistan

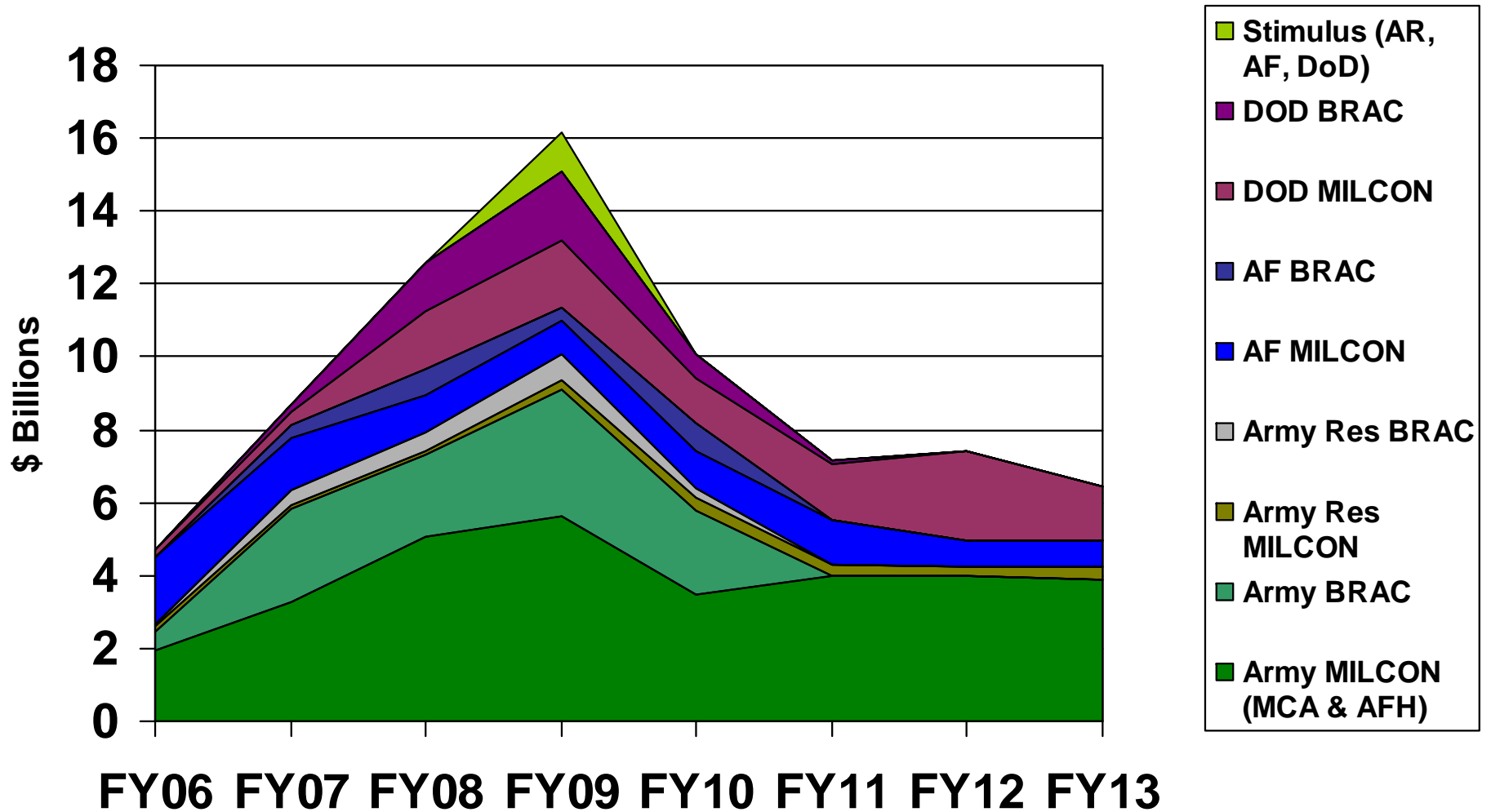
- USACE support to CENTCOM is shifting focus from Iraq to Afghanistan
- In Iraq, the Gulf Region Division (GRD) has completed over 6,000 projects with a construction cost over \$10 Billion.
- With most of the reconstruction program completed, GRD's workload will decline from around \$2.5 Billion in recent years to \$750M in FY10.
- GRD military and civilian personnel will decline from around 625 to 320 in FY10.
- AED's workload is rapidly increasing and has increased from around \$500M in 2005 to over \$1.8 Billion in FY09. This will increase to around \$2.6 Billion in both FY10 and FY11
- AED currently has approximately 380 military and civilian personnel and this will increase to 625 in FY10.



\$73.2 B MILCON/BRAC Requirements




FY06 – 13 Program Value - \$73.2 B MILCON/BRAC






Sustainable Design and Construction



- Army Policy – LEED Silver
 - Deadline to Register Under LEED V2.2: June 25, 2009
 - Register all FY09, FY10, FY11 projects under V2.2
 - FY12 and Beyond will be registered under LEED-NC V3.0
(includes any projects missed, like FY10 congressional adds etc.)
- Fundamental Changes in LEED-NC V3.0
 - More Points (110 vs. 69); Silver Level Increase (50 vs. 33)
 - Upgraded Baseline Energy Hurdle (ASHRAE2007 vs. ASHRAE2004)
 - Minimum Water Efficiency Prerequisite (20% reduction)
 - Greater Emphasis on:
 - Proximity to Services & Transportation
 - Development Density & Community Connectivity (5 pts vs. 1 pt)
 - Public Transportation Access (6 pts vs. 1 pt)
 - Energy Efficiency (19 pts vs. 10 pts)
 - Renewable Energy (7 pts vs. 4 pts)
 - Regional Directives




Energy Efficiency and Energy Independence



- EPAAct05
 - 30% Energy Use Reduction
 - 2% Annual Energy Use Reduction v. '03 baseline ('06 -'15)
 - Electric Metering Required by 10/2012
 - Renewable sources of Electricity 5% (through 2012), 7.5% (2013+)
- EISA07
 - Facility Energy Management Review Every 4 yrs
 - 55% Fossil Fuel Use Reduction by 2010; 100% by 2030 (vs. 2003)
 - Natural Gas & Steam Metering
 - Low Impact Development (“LID”)
 - 30 percent solar hot water for domestic use if life cycle cost effective
 - Energy life cycle cost analysis extended to 40 years



MILCON Transformation Process is ...

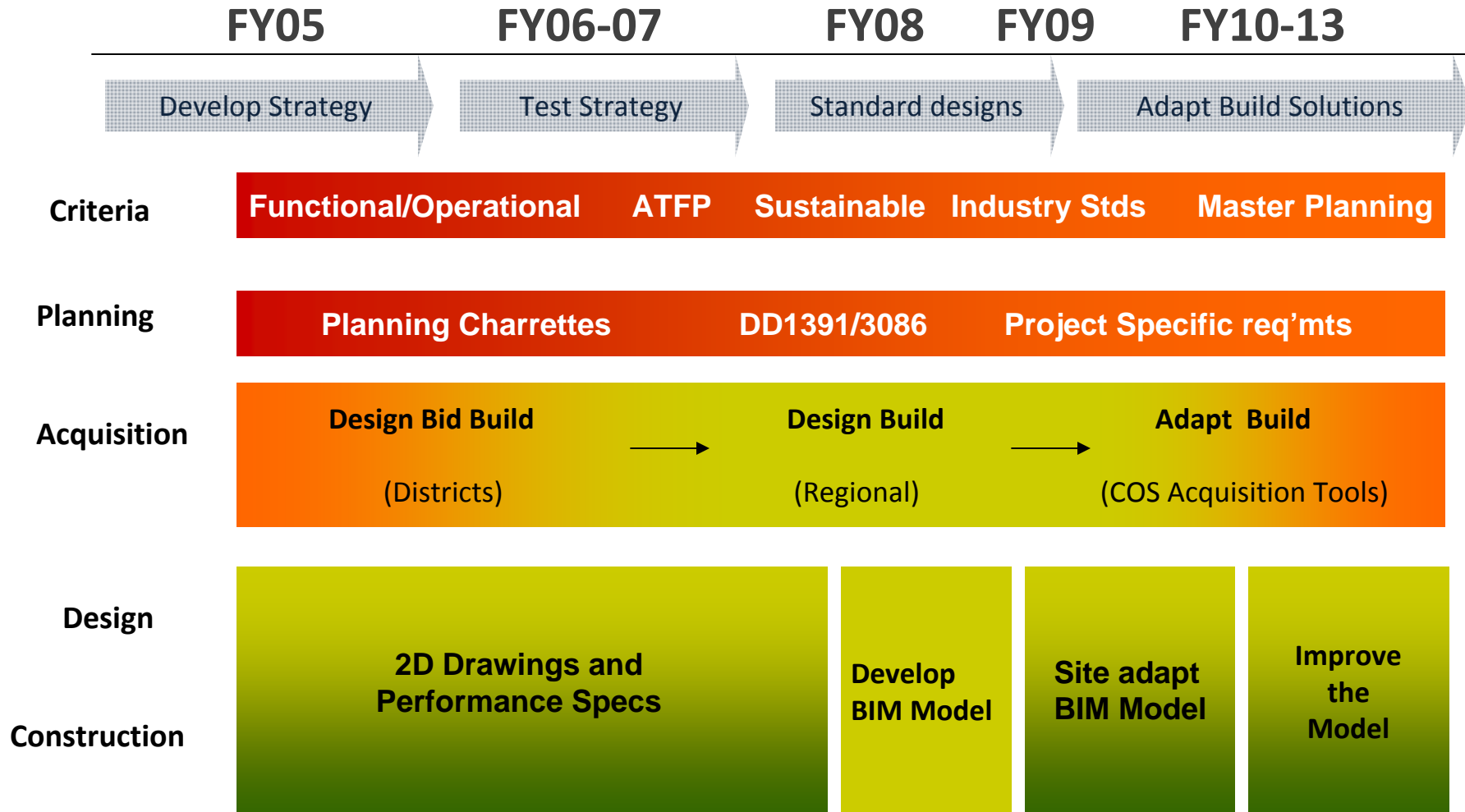



- The Corps strategy and implementation plan to support the major permanent re-stationing initiatives underway within the Army.
- Overall objective is to provide quality reuse/re-purpose facilities with minimum lead-time, leverage private industry standards and practices and to reduce acquisition/lifecycle costs
 - Greater emphasis on *master planning*
 - **Customer** dictates facility requirements and standards
 - **Standardization** of facilities and processes
 - Execution of Army MILCON as a *continuous building program*
 - Expanded use of *manufactured building solutions*
 - Greater emphasis on partnering with all USACE customers and with *industry*

“Quality facilities delivered in less time at lower cost”




MILCON Transformation Road Map






MILCON Transformation



- Facility Standardization continues to be key
 - 44 Army Standard Facilities
 - Standard designs or standard criteria for all standard facilities
- FY09 is a bridging year as we move from Design Build methodology to implementation of Adapt Build/Building Information Models (BIM)
- BIM for standard facility being completed for implementation in FY10 (Chapels, Dining Facilities (DFACs), Barracks, Company Operations Facilities (COFs) and Tactical Equipment Maintenance Facilities (TEMFs))
- Acquisition through COS contract vehicles, primarily Multiple Award Task Order Contracts (MATOCs) prevails
- Continuing dialog with industry
 - 4 Industry days in 2009
 - Alexandria VA: 3 April
 - Seattle WA: June
 - SW and SE regions: TBD



Doing Business With USACE ARRA & Non-ARRA



- Doing business with us - Directorate of Contracting website:

<http://www.usace.army.mil/CECT/Pages/Home.aspx>

Contractors must be in Central Contractor Registration


www.ccr.gov

- All solicitations posted to Federal Business Opportunities (FBO)

www.fedbizopps.gov


- Make sure certifications are up-to-date and in correct data bases
 - HUBZone, SBD, 8(a), etc. see <http://sba.gov/>
 - Make sure bonding is in place (for construction projects)
- Do your homework: Know how your capabilities fit our requirements
- Consider subcontracting opportunities as well as prime contracts
- Anonymous feedback to USACE at:

<http://www.usace.army.mil/cw/cecwe/commentform.htm>






BACK UP SLIDES






Military Programs – FY09 ARRA Workload



ARRA-2009 MIL Programs Work by Fund Type and Service	USACE		LRD		NAD		NWD		POD		SAD		SPD		SWD		HNC	
	NOP	\$ M	NOP	\$ M	NOP	\$ M	NOP	\$ M	NOP	\$ M	NOP	\$ M	NOP	\$ M	NOP	\$ M	NOP	\$ M
MILCON	31	\$1,085.3	2	\$43.9	6	\$38.3	5	\$92.2	0	\$0.0	4	\$42.3	8	\$54.4	6	\$814.2		
ARMY	20	\$214.5	2	\$43.9	6	\$38.3	2	\$26.5	0	\$0.0	2	\$19.9	5	\$14.0	3	\$71.9		
<i>Child Development Centers</i>	7	\$80.0			3	\$34.9	1	\$12.5			2	\$19.9			1	\$12.7		
<i>Warrior Transition Complexes</i>	2	\$100.0	1	\$43.0											1	\$57.0		
<i>Family Housing</i>	11	\$34.5	1	\$0.9	3	\$3.4	1	\$14.0					5	\$14.0	1	\$2.2		
AIR FORCE	10	\$162.9	0	\$0.0	0	\$0.0	3	\$65.7	0	\$0.0	2	\$22.4	3	\$40.4	2	\$34.4		
<i>Child Development Centers</i>	7	\$80.0					1	\$11.2			2	\$22.4	3	\$40.4	1	\$6.0		
<i>Troop Housing</i>	2	\$56.7					1	\$28.3							1	\$28.4		
<i>Family Housing</i>	1	\$26.2					1	\$26.2										
DEFENSE-WIDE	1	\$707.9	0	\$0.0	0	\$0.0	0	\$0.0	0	\$0.0	0	\$0.0	0	\$0.0	1	\$707.9		
<i>Fort Hood Hospital Replacement Phase 1</i>	1	\$707.9													1	\$707.9		
IMPROVEMENT PROGRAM (ECIP)	19	\$35.6	4	\$9.4	5	\$12.8	2	\$3.7	2	\$3.7	1	\$1.1	2	\$1.9	3	\$3.0		
ARMY	15	\$29.4	3	\$8.4	4	\$11.5	1	\$0.6	2	\$3.7	1	\$1.1	1	\$1.1	3	\$3.0		
AIR FORCE	1	\$3.1					1	\$3.1										
DEFENSE-WIDE	3	\$3.1	1	\$1.0	1	\$1.3							1	\$0.8				
Facility Sustainment, Restoration and Modernization (FSRM)/Family Housing Operations (FHO)	631	\$1,095.3	28	\$65.5	42	\$44.6	115	\$222.3	81	\$71.4	176	\$305.4	86	\$96.4	83	\$237.3	20	\$52.5
ARMY	421	\$770.8	28	\$65.5	42	\$44.6	69	\$175.1	80	\$71.0	75	\$137.2	48	\$53.6	79	\$223.8		
AIR FORCE	100	\$109.1					46	\$47.2	1	\$0.4	8	\$5.9	38	\$42.8	3	\$7.7	4	\$5.1
DEFENSE-WIDE	110	\$215.4									93	\$162.2			1	\$5.8	16	\$47.4
TOTAL ARMY ARRA	456	\$1,014.7	33	\$117.9	52	\$94.4	72	\$202.2	82	\$74.7	78	\$158.2	54	\$68.7	85	\$298.6	0	\$0.0
TOTAL AIR FORCE ARRA	111	\$275.1	0	\$0.0	0	\$0.0	50	\$116.0	1	\$0.4	10	\$28.3	41	\$83.2	5	\$42.1	4	\$5.1
TOTAL DEFENSE-WIDE ARRA	114	\$926.4	1	\$1.0	1	\$1.3	0	\$0.0	0	\$0.0	93	\$162.2	1	\$0.8	2	\$713.7	16	\$47.4
TOTAL USACE DOD ARRA (CONSTRUCTION)	681	\$2,216.2	34	\$118.9	53	\$95.7	122	\$318.2	83	\$75.1	181	\$348.8	96	\$152.7	92	\$1,054.4	20	\$52.5
	NOP	\$ M	NOP	\$ M	NOP	\$ M	NOP	\$ M	NOP	\$ M	NOP	\$ M	NOP	\$ M	NOP	\$ M	NOP	\$ M
	USACE		LRD		NAD		NWD		POD		SAD		SPD		SWD		SWD	



Small Business Targets

PRIME	Statutory	FY 08 Targets	FY 09 Targets
Small Business	23%	40.0%	32.0%
Small Disadvantaged	5%	18.0%	18.0%
Service Disabled Veteran-Owned	3%	2.0%	3.0%
Women Owned	5%	5.8%	5.8%
HUBZone	5%	10.0%	10.0%
HBCU/MI	NA	13.0%	13.0%
SUBCONTRACTING			
Small Business		70.0%	70.0%
Small Disadvantaged		6.2%	6.2%
Women Owned		7.0%	7.0%
HUBZone		9.8%	9.8%
Veteran-Owned		3.0%	3.0%
Service Disabled Veteran-Owned		0.9%	0.9%